


Overview:



- Control the speed of moving objects
- Damping on compression or extension
- Adjustable damping
- High corrosion resistance
- Long service life

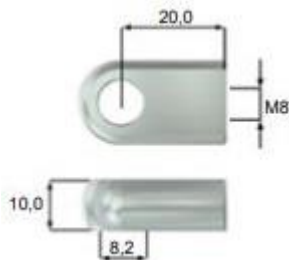
Dimensions:



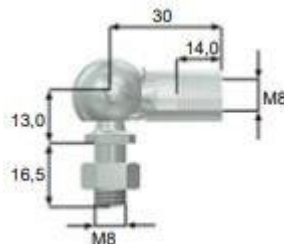
Type	Rod / Cylinder (mm)	Stroke (mm)	Extended Length (mm)	Thread	Max. Force (N)
HD22/100	8 / 22	100	250	M8	1800
HD22/150	8 / 22	150	350	M8	1800
HD28/250	10 / 28	250	560	M8	3000

Connecting parts:

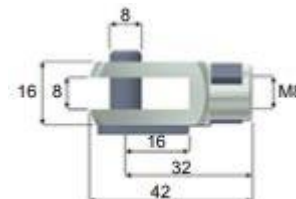
A1 Eye



A3 Angle joint (Max. Force 1200N)



C5 Clevis fork



Damping options:

C = damping on compression

E = damping on extension

Part number example:

HD22/150/A1/A3/C

Consists of a hydraulic damper with the following:

- 22mm diameter cylinder
- 150mm stroke
- Eye fitted to the piston rod
- Angle joint fitted to the cylinder
- Damping on compression

Technical details:

Material:	Piston rod: Ceramic coated steel Cylinder: Black powder coated steel Connecting parts: Zinc plated steel or aluminium
Mounting:	Install damper at an inclined angle for optimum performance. For damping on extension install damper with piston rod pointing downwards. For damping on compression install damper with piston rod pointing upwards. There must be fixed stops 1-2mm before the end of the stroke. Do not expose hydraulic dampers to excessive vibration.
Load:	Do not exceed the hydraulic dampers maximum force rating.
Free Movement:	20% of the stroke is without damping. For damping over the complete stroke please contact us.
Temperature:	-20°C to +80°C

Damping adjustment:

The damping hardness can be adjusted by turning the piston rod as shown below. This can cause the extended length to increase by a maximum of 6mm.



Turning to the right:

Damping will be increased,
speed will be reduced



Turning to the left:

Damping will be reduced,
speed will be increased

- Securely hold the damper cylinder.
- Fully extend or compress the piston rod and turn slightly to engage the piston in the end cap.
- By turning the piston rod the size of the throttle bore is increased or decreased.
- If resistance is felt when rotating the piston rod, stop turning, you will be at the limit stop.
- Check damping hardness and repeat the above sequence if required.